



# Heating & Ventilation

Fans

Gas Flame Fires


Heated Towel Rails

Heaters

## Heated Towel Rails

The Avenir® Heated Towel Rail collection provides your bathroom with a warm ambience – a perfect way to keep your towels warm, dry and comfortable. Avenir's extensive range is Safety Standards Approved and energy efficient. Their solid construction is guaranteed for 3 years – including element (new for old replacement).

Manufactured from mirror polished 304 grade stainless steel tubing, the towel rails are fixed to the wall using a secure concealed fixing system enabling the electrical cable to be connected directly through the wall fixing point, eliminating visible wiring or any additional connection points. Available in both concealed and plug-in versions, they are rated IPX5 and approved to AS / NZ 60335.2.4 Australian Standards. Supplied with a mounting template, machined from 3mm MDF sheet. The fixing holes are drilled into the wall through holes in the template ensuring accurate positioning.




#	CODE	SUPP. CODE	DESCRIPTION	IP RATING	SIZE	PRICE*
1	-	TLH5 – 55 x 40	ArtiZEN4® 4 Bar Heated Towel Rail	IPX5	550mm x 400mm	\$375
		TLH5 – 55 x 48			550mm x 480mm	\$395
		TLH5 – 55 x 60			550mm x 600mm	\$445
		TLH5 – 55 x 75			550mm x 750mm	\$465
		TLH5 – 55 x 90			550mm x 900mm	\$499
2	-	TLH1 – 60 x 40	ArtiZEN6® 6 Bar Heated Towel Rail	IPX5	600mm x 400mm	\$499
		TLH1 – 60 x 48			600mm x 480mm	\$549
		TLH1 – 60 x 60			600mm x 600mm	\$599
		TLH1 – 60 x 75			600mm x 750mm	\$649
		TLH1 – 60 x 90			600mm x 900mm	\$699
3	-	TLH6 – 130 x 40	ArtiZEN8® 8 Bar Heated Towel Rail	IPX5	1300mm x 400mm	\$799
		TLH6 – 130 x 48			1300mm x 480mm	\$849
		TLH6 – 130 x 60			1300mm x 600mm	\$899
		TLH6 – 130 x 75			1300mm x 750mm	\$949
		TLH6 – 130 x 90			1300mm x 900mm	\$999
4	-	TLH1 – 100 x 40	ArtiZEN10® 10 Bar Heated Towel Rail	IPX5	1000mm x 400mm	\$749
		TLH1 – 100 x 48			1000mm x 480mm	\$799
		TLH1 – 100 x 60			1000mm x 600mm	\$849
		TLH1 – 100 x 75			1000mm x 750mm	\$869
		TLH1 – 100 x 90			1000mm x 900mm	\$899

\*All pricing includes GST and is indicative only for a single item and may vary from time to time. Project specific quotes should be obtained to ensure best price based on volume and bundling and to confirm supply lead times.

## Heated Towel Rails

Avenir® Solo and Cubo Individual Heated Rails operate on 12V and can therefore be installed in any zone within the bathroom. In-wall infrastructure fixing system (sold separately) ensures simple installation and guarantees the rail spacing for all wall type installations.



#	CODE	SUPP. CODE	DESCRIPTION	IP RATING	SIZE	PRICE*
5	-	TLH4 – 60 x 40	Bagno6® 6 Bar Heated Towel Rail	IPX5	600mm x 400mm	\$599
		TLH4 – 60 x 48			600mm x 480mm	\$649
		TLH4 – 60 x 60			600mm x 600mm	\$699
		TLH4 – 60 x 75			600mm x 750mm	\$749
		TLH4 – 60 x 90			600mm x 900mm	\$799
		TLH4 – 60 x 90			600mm x 900mm	\$799
6	-	TLH4 – 100 x 40	Bagno10® 10 Bar Heated Towel Rail	IPX5	1000mm x 400mm	\$849
		TLH4 – 100 x 48			1000mm x 480mm	\$899
		TLH4 – 100 x 60			1000mm x 600mm	\$949
		TLH4 – 100 x 75			1000mm x 750mm	\$999
		TLH4 – 100 x 90			1000mm x 900mm	\$1,049
7	-	TRH1 – 45	Solo® Individual Heated Rails – 12V.	IPX5	450mm	\$179
		TRH1 – 65			650mm	\$199
8	-	TRH3 – 45	Cubo® Individual Heated Rails – 12V.	IPX5	450mm	\$205
		TRH3 – 65			650mm	\$225

\*All pricing includes GST and is indicative only for a single item and may vary from time to time. Project specific quotes should be obtained to ensure best price based on volume and bundling and to confirm supply lead times.

## Heated Towel Warmers

New release from Brewers, Cavallo Heated Towel Warmers are the first in a family of electrical products. Cavallo towel warmers are designed with style using leading edge technology and craftsmanship. Manufactured from high grade #304 stainless steel, they are highly polished, with a dry internal Italian designed heating element. Available with a normal 3 pin electrical plug and an in wall socket for hard wire installation. Australian Electrical Compliance Standard SGSE/070682 approved.

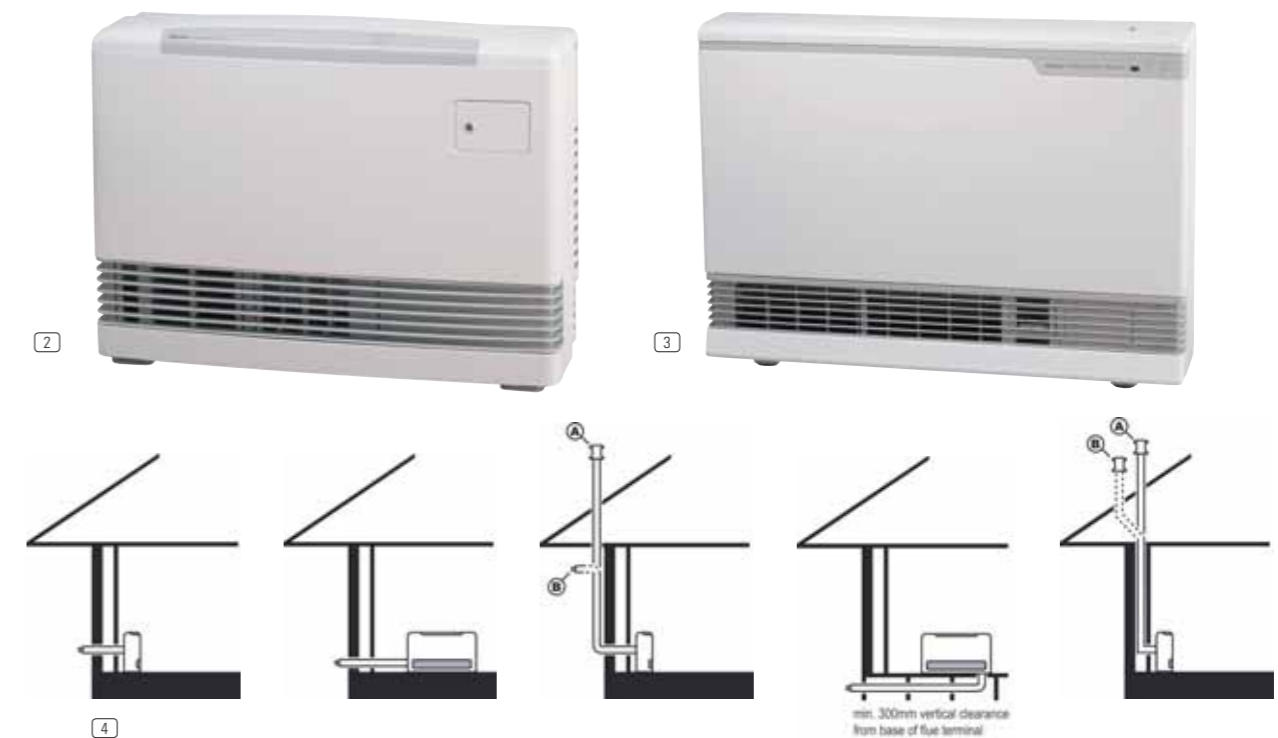


#	CODE	SUPP. CODE	DESCRIPTION	IP RATING	SIZE	PRICE*
1	-	CHC - 525 - HY555	Rotondo - Curved round look.	IPX1	800mm x 555mm	\$385
2	-	CHC - 480 - ZY	Diva - Flat round look.	IPX1	1200mm x 480mm	\$418
3	-	CHC - 480 - ZF	Scatola - Square large look.	IPX1	1200mm x 480mm	\$572
4	-	CHC - 670 - ZF850	Quatro - Square wide look.	IPX1	420mm x 800mm	\$330
5	-	CHC - 640 - HY	Grande - Curved round look.	IPX1	1760mm x 638mm	\$605
6	-	CHC - 600 - ZY	Sirocco - Flat round look.	IPX1	1200mm x 600mm	\$440
7	-	CHC - 670 - ZF560	Flatline - Square long look.	IPX1	800mm x 560mm	\$220
8	-	CHC - 480 - YY730	Murano - Freestanding on castor wheels.	IPX1	1050mm x 700mm	\$550

\*All pricing includes GST and is indicative only for a single item and may vary from time to time. Project specific quotes should be obtained to ensure best price based on volume and bundling and to confirm supply lead times.

## Gas Heaters

The Energysaver range is the perfect choice if you want the best in comfort, safety and efficiency in heating, and is power flued, allowing flexibility with multiple installation options. As a room sealed appliance, indoor air quality is not compromised making the Rinnai Energysaver range perfect for allergy sufferers and ideal for school classrooms.



#	CODE	SUPP. CODE	DESCRIPTION	STAR RATING	SIZE	PRICE*
1	077534 077595	556FTRN (NG) 556FTRL (LPG)	Rinnai Energysaver 556FTR - Flued space heater for medium applications, with remote control, dual thermostat, child lock & inbuilt humidifier for superior air quality - in white or silver.	4.3 Star 2.1 / 5.4kW	554mm x 750mm x 250mm	\$2,260
2	077554 077597	556FDTN (NG) 556FDTL (LPG)	Rinnai Energysaver 556FDT - Flued space heater for medium applications, with dual thermostat, child lock & inbuilt humidifier for superior air quality - in white or silver. This model is not available with remote control.	4.3 Star 2.1 / 5.4kW	554mm x 750mm x 250mm	\$2,129
3	077556 077503	1004FTRN (NG) 1004FTRL (LPG)	Rinnai Energysaver 1004FTR - Flued space heater to suit large applications, with inbuilt humidifier tray, flexible flueing options, lockable control panel - in white with remote control.	4.3 Star 2.1 / 5.4kW	670mm x 930mm x 330mm	\$3,007
4	-	-	Flueing Kits - Wide range of flueing kits available to suit most applications. Components available as kits or as separate components.	-	Various	POA

\*All pricing includes GST and is indicative only for a single item and may vary from time to time. Project specific quotes should be obtained to ensure best price based on volume and bundling and to confirm supply lead times.

## Gas Flame Fires

Rinnai's Gas Log Flame Fires are powerful heaters in their own right, while adding ambience to any room, as well as having no hassle or mess. Flexible in their application, Gas Log Flame Fires can be installed as a replacement for old space heaters, as well as new homes or renovations. The Rinnai range of Gas Log Flame Fires come in a variety of sizes, colours and designs, with both freestanding and inbuilt models available.



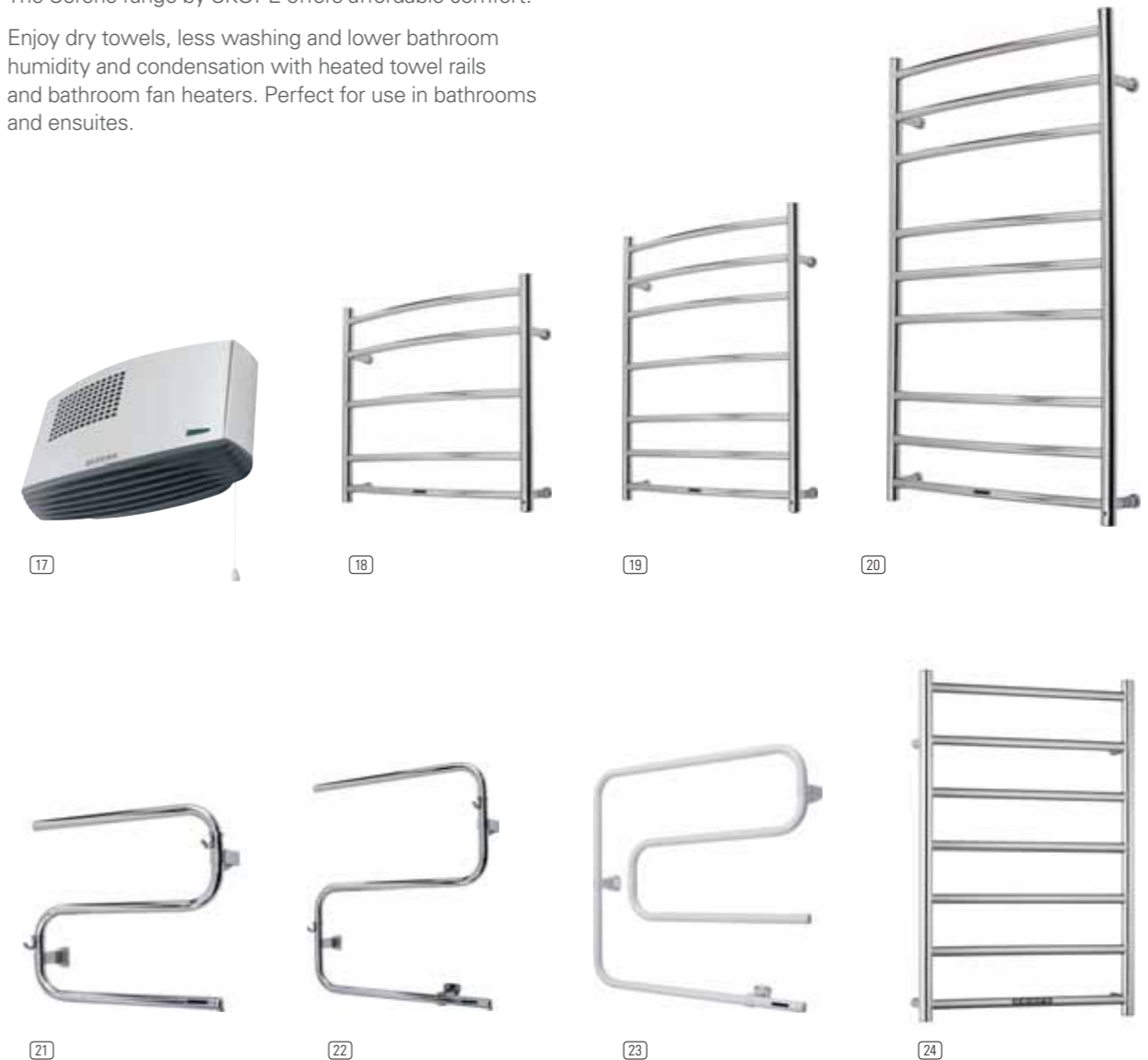
#	CODE	SUPP. CODE	DESCRIPTION	STAR RATING	SIZE	PRICE*
5	-	-	Rinnai Aspiration Flame Fire – Available in a range of colours & fascias.	4 Star 6.6kW	675mm x 900mm	POA
6	-	-	Rinnai Reflection Flame Fire – Available in 3 x installation options (masonry, wall & elevated).	4 Star 6.9kW	Various	POA
7	-	-	Rinnai Constellation Flame Fire – Available with your choice of river stones or black coals, in metallic black & stainless steel.	-	680mm x 1025mm	POA

\*All pricing includes GST and is indicative only for a single item and may vary from time to time. Project specific quotes should be obtained to ensure best price based on volume and bundling and to confirm supply lead times.

## Bathroom Heating

The Serene range by SKOPE offers affordable comfort.

Enjoy dry towels, less washing and lower bathroom humidity and condensation with heated towel rails and bathroom fan heaters. Perfect for use in bathrooms and ensuites.



#	CODE	SUPP. CODE	DESCRIPTION	SIZE	PRICE*
17	-	S2077SS	Serene Bathroom Fan Heater – Automatic step down thermostat. Stainless steel. Also available in white.	375mm x 220mm x 140mm	POA
18	-	SLTR5SS	Serene 5 Bar Heated Ladder Towel Rail (curved) – High quality stainless steel finish.	630mm x 560mm x 125mm	POA
19	-	SLTR7SS	Serene 7 Bar Heated Ladder Towel Rail (curved) – High quality stainless steel finish.	630mm x 805mm x 125mm	POA
20	-	SLTR9SS	Serene 9 Bar Heated Ladder Towel Rail (curved) – High quality stainless steel finish.	620mm x 1280mm x 125mm	POA
21	-	STR40C	Serene Bent Bar Heated Towel Rail (small) – Chrome finish. Also available in white.	465mm x 420mm x 85mm	POA
22	-	STR60C	Serene Bent Bar Heated Towel Rail (midsize) – Chrome finish. Also available in white.	565mm x 640mm x 85mm	POA
23	-	STR80W	Serene Bent Bar Heated Towel Rail (large) – White finish. Also available in chrome.	680mm x 630mm x 85mm	POA
24	-	LTRS7946	Serene 7 Bar Heated Ladder Towel Rail (square) – High quality stainless steel finish. Must be ordered with either left or right cable exit.	525mm x 795mm x 107mm	POA

\*All pricing includes GST and is indicative only for a single item and may vary from time to time. Project specific quotes should be obtained to ensure best price based on volume and bundling and to confirm supply lead times.

## Electrical Heating

Operating since 1945, SKOPE designs, manufactures and supplies temperature control products and services globally.

SKOPE's range of electrical heating products deliver the best environment for your home. Comfort, health and safety are our top priority. SKOPE is taking an industry leadership role in improving the energy efficiency and sustainability of its products.

### Primary 'Background' Heating

Background panel heaters are designed to gently and evenly circulate heat throughout homes to create comfortable and consistent temperatures. Perfect for use in living areas, bedrooms and hallways.

### Supplementary Space Heating

Space heating products are designed as a secondary heating source for when intermittent bursts of heat are required. Perfect for use in living areas, spare rooms and studies.




#	CODE	SUPP. CODE	DESCRIPTION	ENERGY RATING	SIZE	PRICE*
1	-	PLC150TI (SS)	SKOPE Consort Horizontal Convection Panel Heater – 1.5kW horizontal stainless steel convection panel heater. Also available in 1.25kW & 2.0kW models. Available in stainless steel or white.	1350 – 1500W	680mm x 430mm x 93mm	POA
2	-	PLC125TI	SKOPE Consort Horizontal Convection Panel Heater – 1.25kW horizontal stainless steel convection panel heater. Also available in 1.5kW & 2.0kW models. Available in stainless steel or white.	1125 – 1250W	614mm x 430mm x 93mm	POA
3	-	ELITH.ETP20	SKOPE Airelec Elite Horizontal Convection Panel Heater – 2.0kW horizontal white convection panel heater. Also available in 1.0kW & 1.5kW models. Can be used with the Ecobox for 7day, 24 hour programming.	1800 – 2000W	840mm x 400mm x 105mm	POA
4	-	Tactic.ET10	SKOPE Airelec Tactic Convection Panel Heater – 1.0 kW horizontal white convection panel heater. Also available in 1.5kW & 2.0kW models.	900 – 1000W	440mm x 400mm x 105mm	POA
5	-	Tactic.ET15	SKOPE Airelec Tactic Convection Panel Heater – 1.5kW horizontal white convection panel heater. Also available in 1.0 kW & 2.0kW models.	1400 – 1500W	600mm x 400mm x 105mm	POA
6	-	990E	SKOPE Surface Mounted Wall Fan Heater – 3.0kW white surface mounted wall fan heater. Also available in 2.0kW model.	3200 – 3500W (high), 2200 – 2400W (low)	590mm x 272mm x 120mm	POA
7	-	989E	SKOPE Surface Mounted Wall Fan Heater – 2.0kW white recessed wall fan heater with 3 hour countdown timer.	32200 – 2400W (high), 1100 – 1200W (low)	453mm x 430mm x 115mm	POA
8	-	723E	SKOPE Recessed Wall Fan Heater – 3.0kW white recessed wall fan heater. Also available in 2.0kW.	3200 – 3500W (high), 2200 – 2500W (low)	453mm x 430mm x 115mm	POA

\*All pricing includes GST and is indicative only for a single item and may vary from time to time. Project specific quotes should be obtained to ensure best price based on volume and bundling and to confirm supply lead times.

## Bathroom Heating

Enjoy dry towels, less washing and lower bathroom humidity and condensation with heated towel rails and bathroom fan heaters. Perfect for use in bathrooms and ensuites.



#	CODE	SUPP. CODE	DESCRIPTION	SIZE	PRICE*
9	-	977ESS	SKOPE Bathroom Fan Heater – 2.4kW stainless steel bathroom fan heater. Also available in white.	346mm x 218mm x 112mm	POA
10	-	988ESS	SKOPE Deluxe Bathroom Fan Heater – 2.4kW stainless steel bathroom fan heater. Also available in white.	460mm x 235mm x 112mm	POA
11	109565	VF150	SKOPE Vent Fascia – Ventilation Fascia all 304 grade stainless steel.	Ø178mmmm x 20mm x 100mm	POA
12	-	LTR4352	SKOPE 4 Bar Ensuite Heated Ladder Towel Rail – Highly polished chrome plated.	525mm x 435mm x 108mm	POA
13	-	LTR7946	SKOPE 7 Bar Narrow Heated Ladder Towel Rail – Highly polished chrome plated. Also available in wide width.	525mm x 790mm x 114mm	POA
14	062553	LTR7960	SKOPE 7 Bar Wide Heated Ladder Towel Rail – Highly polished chrome plated. Also available in narrow width.	665mm x 790mm x 125mm	POA
15	-	LTR11546	SKOPE 10 Bar Narrow Heated Ladder Towel Rail – Highly polished chrome plated.	525mm x 1150mm x 114mm	POA
16	-	LTR8S	SKOPE 8 Bar Slimline Heated Ladder Towel Rail – Highly polished chrome plated.	460mm x 800mm x 105mm	POA

\*All pricing includes GST and is indicative only for a single item and may vary from time to time. Project specific quotes should be obtained to ensure best price based on volume and bundling and to confirm supply lead times.

*\*All pricing includes GST and is indicative only for a single item and may vary from time to time. Project specific quotes should be obtained to ensure best price based on volume and bundling and to confirm supply lead times.*